

Light efficiency:

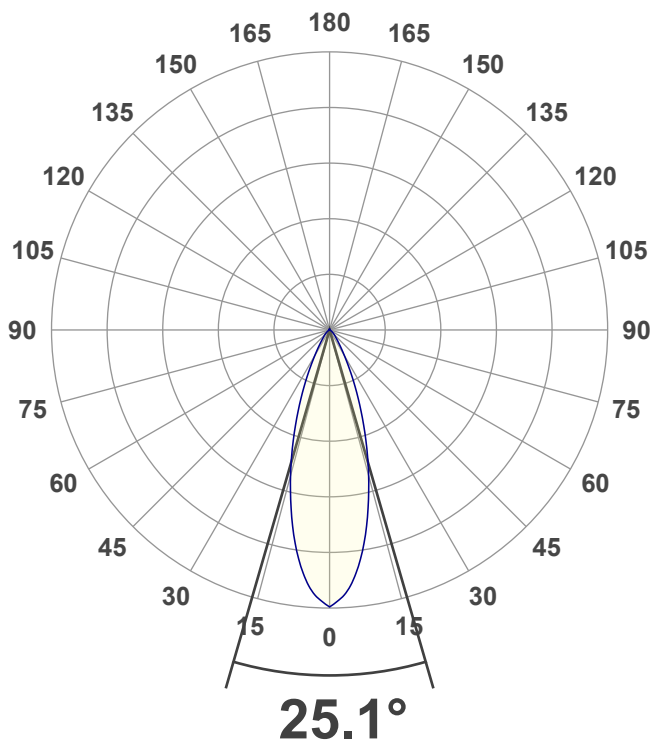
69 Lumen/Watt

Output: 771 lm

Peak: 1946 cd

Power: 11.2 W

PF: 0.95



Product name:

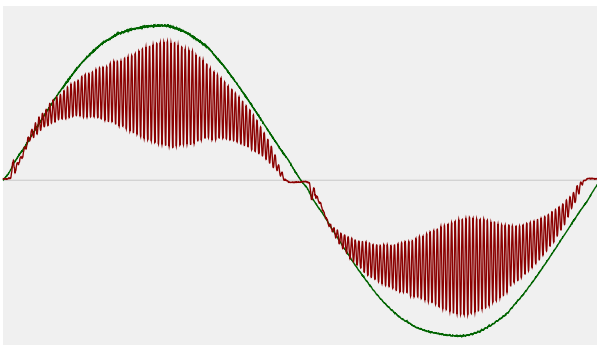
EC2 20DEG 12W

Date and time:

7/14/2023 3:00:43 PM

Beam angle

Power

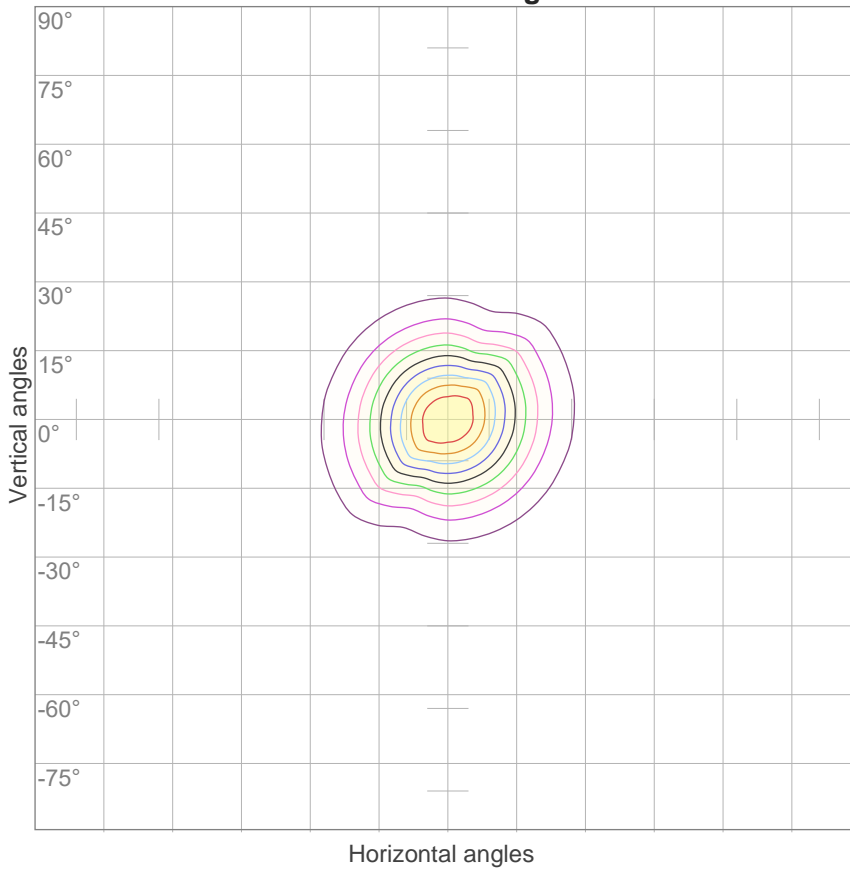


Voltage: 118 V

Current: 0.100 A

ISO Diagrams

ISO candela diagram



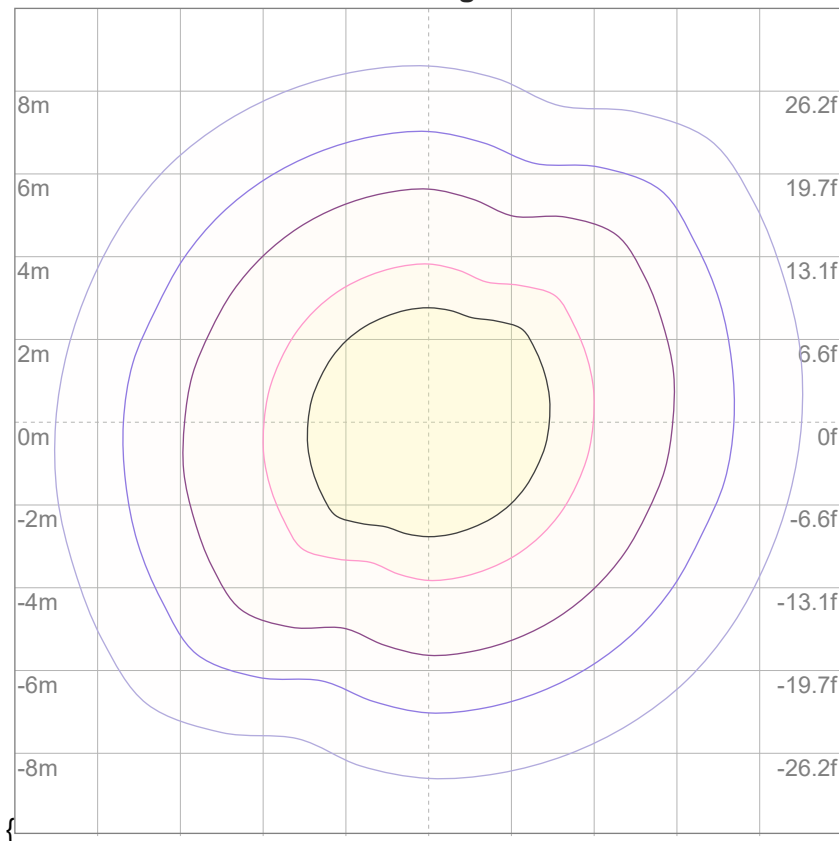
10%	191 cd
20%	383 cd
30%	574 cd
40%	765 cd
50%	957 cd
60%	1148 cd
70%	1339 cd
80%	1531 cd
90%	1722 cd

Conditions:

Number of c-planes: 16

Candela at center: 1913 cd

ISO lux diagram



3%	57 lx
5%	96 lx
10%	191 lx
30%	574 lx
50%	957 lx

Conditions:

Number of c-planes: 16

Lux at center: 1913 lx

*Lux distribution on a surface
when lamp is mounted at 1
meter from the surface.*